

# **Assessment of the seasonal forecast for the summer season 2010 in Bulgaria**

Ilian Gospodinov

*National institute of meteorology and hydrology, Bulgaria*

[ilian.gospodinov@meteo.bg](mailto:ilian.gospodinov@meteo.bg)

11 November 2010, Sofia

## **1. Introduction**

### **1.1 Regular seasonal forecast**

The National institute of meteorology and hydrology (NIMH) is the national weather service of Bulgaria. We have been producing regular seasonal forecast for our country since 2005. It is updated once a month at the end of the month as soon as all forecast materials become available. It is based on subjective analysis of the map products from the numerical climate prediction models of the following centers:

European center for medium range weather forecast, Reading, UK;

MetOffice, Exeter, UK;

National center for environmental prediction, USA;

International research institute, Columbia University, USA;















Beijing climate center, China;

Tokyo climate center, Japan;

and the statistical prediction models of the Italian institute of biometeorology Ibimet and the Tokyo climate center. All these materials are available on the websites of the centers.

### **1.2 Explanations**

The categories “above normal”, “around normal”, and “below normal” by definition have an equal probability of occurrence of 33.3%. The aim of the seasonal forecast is to favor one or two of the three categories based on the analysis of all available forecast materials and assessment of the evolution of large climate structures for the upcoming months. We consider Bulgaria as a region that is relatively small compared to the spatial uncertainties of the modern seasonal forecasting materials. That is why we give a unique forecast valid for the entire country without detailing for different regions except occasionally and only for the first month based on analysis of the medium range weather forecast. The forecast is summarized in tables with the favored categories in color as follows:

	warm		wet
	warm to normal		wet to normal
	normal		normal
	cold to normal		dry to normal
	cold		dry
	not available		not available
	all categories are likely		all categories are likely

We call “season” any three-month period which corresponds to the way the numerical seasonal forecast products are provided by the centers. The name of a season is constructed by the first letters of the names of the months in the three-month period. For example JJA=June-July-August.

The regular seasonal forecast is available to the public on the website of the institute (<http://info.meteo.bg/>) though only in Bulgarian language.

## 2. Verification of the most recent summer forecast

In order to quantify the seasonal forecast in terms of categories below, around, and above normal we do the following. Since we give a unique forecast for the expected category for the entire country we need to have a unique assessment of the category of a given month or season. The assessment of the category is based on data from 20 meteorological stations distributed evenly in the country. The data from each of those 20 stations are analyzed. These are records of mean monthly temperature and monthly amount of precipitation from 1950 to present. The percentiles for below, around, and above normal are found for each station based on the latest possible 30-year period 1980-2009. This period is chosen in order to match the base periods of some if not all of the climate centers producing probability map. This reference period is also more suitable to give monthly or seasonal category that would correspond better to the perception of the public. This should be especially true for the thermal category because of the recent overall warming trend. The months and seasons therefore can be attributed a certain category numbered from -2 (below normal) to +2 (above normal). These numbers for all 20 stations and for each individual month or season are then averaged in order to produce a unique category number for the entire country. The forecast itself is also attributed a number that reflects the forecast category. The numbers are -2 (below normal), -1 (below or around normal), 0 (around normal), +1 (above or around normal), and +2 (above normal). In order to assess the skill of our forecast we find the difference between the forecast and the real category. If it is within  $\pm 0.5$  we consider that the forecast is

excellent (4), within  $\pm 1.0$  – very good (3), within  $\pm 1.5$  – good (2), and above it is considered to be poor (0). If there is no given preference to any of the three categories we attribute score (1) reasonable, because at least the forecast is not misleading.

In Fig.1 and 2 we give our regular seasonal forecast for the summer season JJA 2010 issued in March (Month-3), April (Month-2), and May (Month-1) 2010 and for the individual months of the summer season issued back to 3 months before the forecast one. The column “Category” gives the assessment of the month or the season based on real data.

**Figure 1:** Score of the seasonal forecast of mean seasonal temperature for the summer season 2010 in Bulgaria.

Temperature	Forecast			Category	Score		
	Month-1	Month-2	Month-3		Month-1	Month-2	Month-3
June	0	0	-1	-0.07	4	4	3
July	0	-1	0	0.38	4	2	4
August	1	1	1	1.96	3	3	3
Summer	0	0	-1	1.31	2	2	0

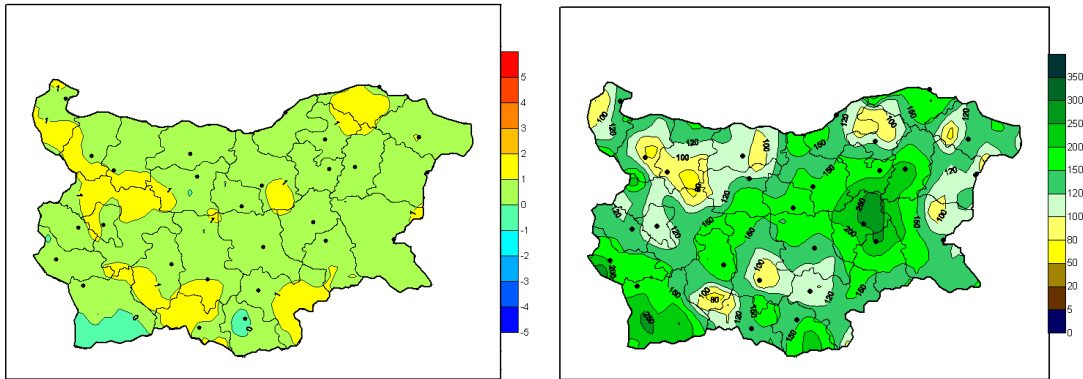
**Figure 2:** Score of the seasonal forecast of seasonal amount of precipitation for the summer season 2010 in Bulgaria.

Precipitation	Forecast			Category	Score		
	Month-1	Month-2	Month-3		Month-1	Month-2	Month-3
June	0	0	1	1.51	0	0	3
July	1	1	1	1.16	4	4	4
August	-1	-1	-1	-1.48	4	4	4
Summer	0	1	1	1.16	2	4	4

We started in March with predicting a cold to normal and wet to normal summer and ended in May with predicting an around normal summer both in terms of temperature and precipitation (See Fig.1 and 2 line “Summer”). The summer season 2010 actually turned up to be warm to normal and wet to normal. The seasonal forecast of mean seasonal temperature is not a success. One of the reasons is that the NCEP climate forecast system (CFS) changed the reference period at the end of 2009 or the beginning of 2010 and started to predict very cold seasons in Europe. Thus, our subjective compilation of seasonal forecast products was also “too cold”. The seasonal forecast of seasonal amount of precipitation however is very good. The temperature forecast for the

individual summer months score better than for the summer season as a whole. The precipitation forecast for the individual summer months score as good as the one for the summer season as a whole. The score is very good and even excellent except for the precipitation forecast for the month of June.

**Figure 3:** Departure of the monthly mean temperature from the norm (1961-1990) (left) and monthly amount of precipitation in percent of normal (1961-1990) (right) for June 2010.



**Figure 4:** Departure of the monthly mean temperature from the norm (1961-1990) (left) and monthly amount of precipitation in percent of normal (1961-1990) (right) for July 2010.

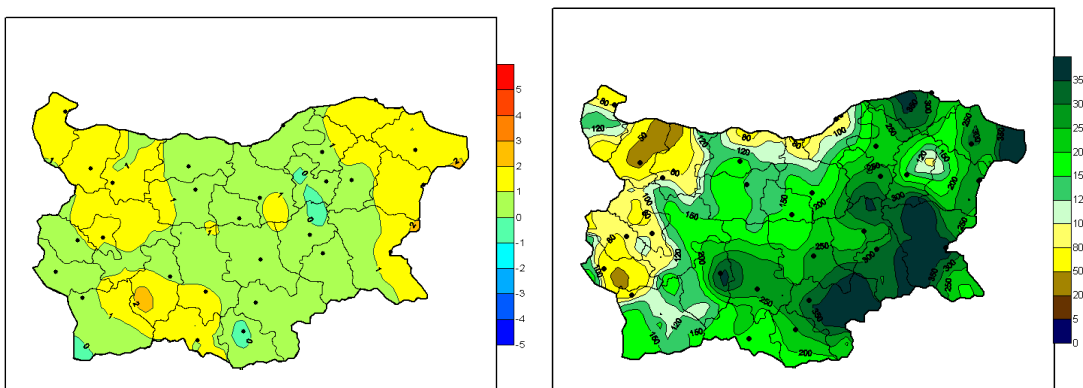
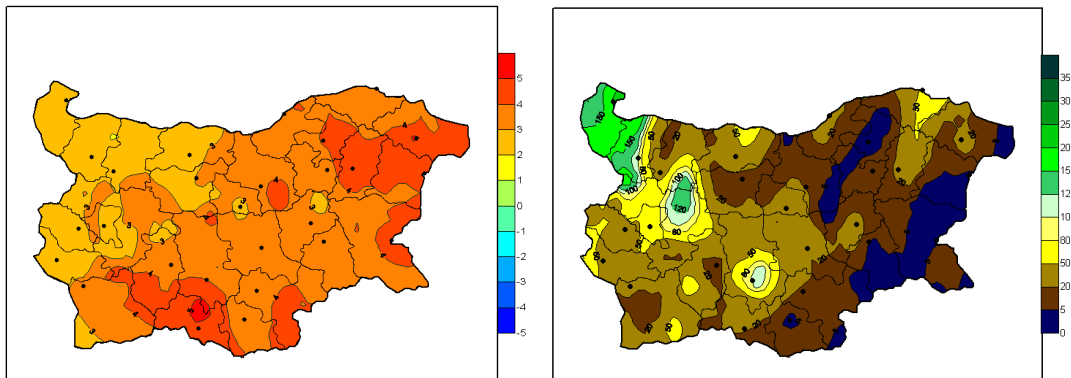


Figure 3, 4, and 5 provide maps of the departure of the monthly mean temperature from the norm (1961-1990) (left) and monthly amount of precipitation in percent of normal (1961-1990) (right) for the summer months June (Fig.3), July (Fig.4), and August 2010 (Fig.5). The maps are regular operational products of the Bulgarian weather service and

are therefore given with reference to norms based on the period 1961-1990 as with the WMO recommendations.

**Figure 5:** Departure of the monthly mean temperature from the norm (1961-1990) (left) and monthly amount of precipitation in percent of normal (1961-1990) (right) for August 2010.



### 3. Remarks

The products described in this paper should be regarded as an attempt to summarize all seasonal forecast materials available on the web that cover the region of Bulgaria. This effort is supposed to provide to the Bulgarian public a comprehensive expert view on forecast materials that are otherwise rather hard to be found and complex to be understood by the general public.

### References:

Monthly bulletin of the National institute of meteorology and hydrology, Sofia, Bulgaria.  
Latest issue available online (<http://www.meteo.bg/issues/buletin/Bulletin.pdf>) and older issues available on demand.